

iCR3600SF

Experience the Future of Digital Radiography with iCRco

Stay Competitive

Improve Patient Care

Innovate Imaging Workflow



The iCR3600SF will transform your office into a modern imaging facility. Ideal for extremities and podiatry imaging, the iCR3600SF is the only small format CR specifically designed for your practice. Its compact size and wall mounting capability makes this CR second to none. The iCR3600SF also offers our patented True Flat Scan Path™ technology for exceptional image quality, high throughput and low cost of ownership.

The iCR3600SF is a complete integrated solution. It is paired with the superior image processing software Clarity Captera™. With the robust and feature rich Clarity Captera™, you get optimal image quality with the ability to manipulate images further to your preference.

iCRco is a leader in bringing you the most innovative technologies in medical imaging for almost 20 years. Your customers will see you as part of the innovation once they see how quickly you can bring them into the diagnostic process with the iCR3600SF.

True Flat Scan Path™ technology — Get 300,000+ artifact free images per plate.

One internal moving part for maximum uptime and reliability.

Unsurpassed image quality at 83 images per hour.

User friendly and intuitive acquisition software.

www.icrcompany.com



iCR3600SF

Experience the Future of Digital Radiography with iCRco



Although computed radiography technology has been widely accepted, other major manufacturers follow the same pattern of removing the costly phosphor plates and running them through rollers in their CR readers. iCRco has re-invented how CR technology works with True Flat Scan Path™. This technology ensures the phosphor plate never leaves the cassette to avoid any plate handling, damage or wear during the scan process.

iCR3600SF Specifications*

Spatial Resolution for iCR3600SF			
Pixel/mm	Pixel Size (Microns)	Line Pairs	DPI
5	200	2.5	127
6	167	3	152
10	100	4.5	254

Grayscale Resolution	16 bits/pixel source file, 65536 Shades of Gray
Image Access Time	25 seconds (10" x 12")
Plate Throughput	83 Plates Per Hour 10"x12"
Cassette Sizes	10" x 12" (25 x 30 cm), 8" x 10" (20 x 25 cm)
Weight	42 lbs (19 kg)
Dimensions	W34.5" x D10.5" x H18" (W87.6 x D25.4 x H45.7 cm) Wall Mountable or Table Top
Power Source	100-240V AC/ 2.5A max; 47-63Hz (Universal Power Supply)
Heat Generation	Standby 230W, Maximum 1610W
Operating Conditions	Temperature; 0-40°C/32-105°F, Temperature change: 0.5°C/min, Humidity: 15%-95% RH, Magnetic Fields: max 1260 µT (in Conformance with EN 61000-4-8: Level 3), 10 A/m

* Specifications are subject to change without notice. Processing and display time dependent on processor speed, RAM disk access time, and video card.



Components are made from 98% recyclable parts.
iCRco is an ISO Certified Company • U.S. and International Patents Granted
Additional Patents Pending • Medical CE Compliant • FDA Approved • CE Approved

Clarity Captera™ Features

iCR3600SF includes Clarity Captera™ — Robust and feature rich acquisition software

Smart scanning- manipulate acquired images while additional cassettes are being scanned

ICE2 image processing; further manipulate images to your preference, automatically applies proper algorithms for an anatomy

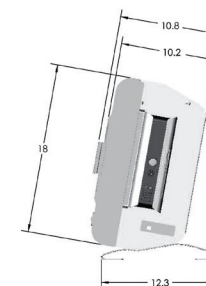
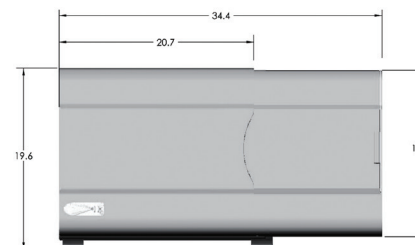
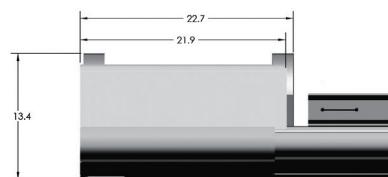
Smart search, sort, and filter options

Integration with front office management systems like RIS and EMR

Full set of annotation tools

User preferred settings and privileges

Outer Dimensions



© 2009 iCRco. All rights reserved. "True Flat Scan Path" and "Clarity Captera" are registered trademarks of iCRco. BR111709AUS

iCRco, INC. | 2580 WEST 237TH STREET, TORRANCE, CA 90505 | TEL: 310.921.9559 | FAX: 310.542.7236 | WWW.ICRCOMPANY.COM | INFO@ICRCOMPANY.COM

